



7<sup>th</sup> December 2023

<p>Listing Department <b>National Stock Exchange of India Limited</b> Exchange Plaza, 5<sup>th</sup> Floor, Plot No. C/1, G-Block Bandra Kurla Complex, Bandra (East), Mumbai - 400051</p> <p>Symbol: CENTENKA</p>	<p>Listing Department <b>BSE Limited</b> 25<sup>th</sup> Floor, Phiroze Jeejeebhoy Towers, Dalal Street, Fort, Mumbai - 400001</p> <p>Scrip Code: 500280</p>
--	--

**Sub: Investor Presentation of Century Enka Limited ('the Company')**

**Ref: Regulation 30 of the Securities and Exchange Board of India (Listing Obligations & Disclosure Requirements) Regulations, 2015 ('Listing Regulations')**

Dear Sirs,

Pursuant to Regulation 30 of Listing Regulations, please find attached herewith the Investor Presentation-November 2023 of the Company.

This is for the information of the investors and for your records.

Thanking you,

For **Century Enka Limited**

(Rahul Dubey)

**Company Secretary**

Membership No: FCS 8145

Encl: As above

**Century Enka Ltd.**

Factory & Regd. Office: Plot No. 72 & 72-A, M.I.D.C., Bhosari, Pune - 411026.

T: +91 20 66127 304 | F: +91 20 2712 0113


E: cel.investor@adityabirla.com | W: www.centuryenka.com

Corporate ID No. (CIN): L24304PN1965PLC139075



# Century Enka Limited

Investor Presentation – November 2023



# Company Overview

- Century Enka Limited was established in 1965 by Late Shri B. K. Birla in collaboration with AKZO Nobel of Netherlands.
- The company has grown to become one of the largest producers of Nylon Filament Yarn (NFY) and Nylon Tyre Cord Fabric (NTCF) in India.
- It also produces a wide range of High-Quality Nylon Yarns used for varied applications including fish-twines, conveyor belts, sports and active wear, sarees, intimate and foundation wear, etc.
- The company makes customised Nylon tyre cord fabric for reinforcement of tyres which are used in motorcycles, scooters, light commercial vehicles (LCVs), medium & heavy commercial vehicles (MHCVs) farm and off the road (OTR) vehicles.
- The Company's two state-of-the-art manufacturing facilities are located in Pune, Maharashtra and Bharuch, Gujarat, with a capacity of ~86,000 MTPA.
- The company's brand 'Enkalon' stands a testimony to the high quality of material which gives a soft, lustrous and elegant feel to the finished fabric.

2

**Plants**

5

**Locations**

34<sup>+</sup>

**Dealers**

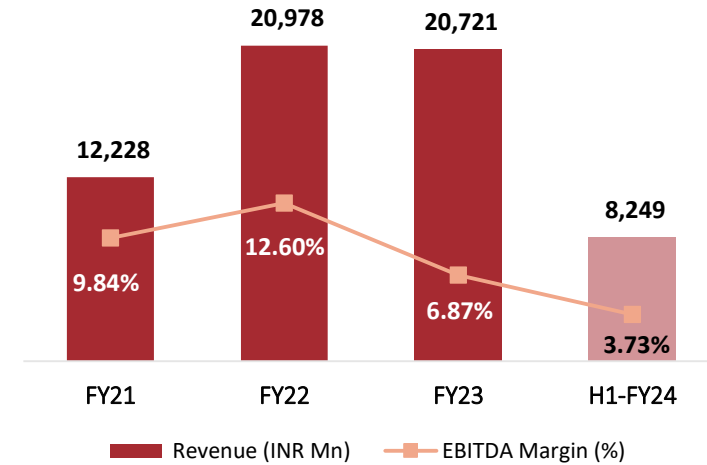
25%

**NFY Domestic Market Share**

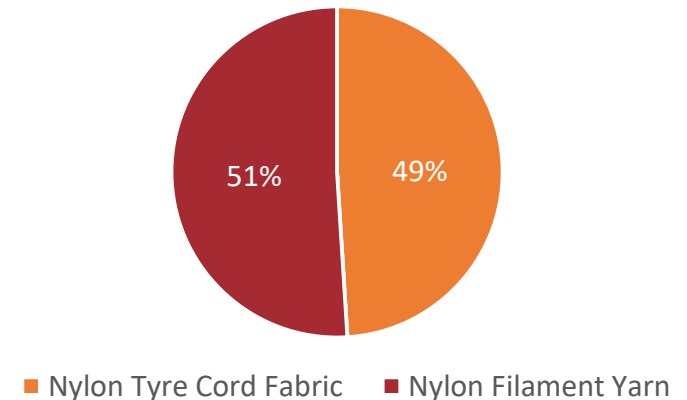
23%

**NTCF Domestic Market Share**

**Operational Revenue (INR Mn) & EBITDA Margins (%)**



**H1-FY24 Product-wise Sales (%)**



# Board Of Directors & Key Management Personnel



**Mrs. Rajashree Birla** - As Chairperson of the Aditya Birla Centre for Community Initiatives and Rural Development, Rajashree Birla spearheads the social and community welfare activities across 40 companies in the Aditya Birla Group (ABG). The Aditya Birla Centre's initiatives in education, healthcare, sustainable livelihood and social reform work has benefitted more than 3000 villages and created a positive difference in the lives of seven million people. She also serves on the Board of Directors of almost all the major companies in the Aditya Birla Group.



**Mr. Devajyoti N. Bhattacharya** - **Non-Executive Director** Mr. Devajyoti N. Bhattacharya is a Mechanical Engineer from National Institute of Technology, Rourkela & PG Diploma in Industrial Engineering from National Institute of Industrial Engineering. Presently, Managing Director of Aditya Birla Solar Limited and Board member in several companies of Aditya Birla Group.



**Mr. S.K. Jain – Independent & Non-Executive Director** - A practising advocate since 1972, S.K. Jain has, over the years, mentored about 250 advocates who are now engaged in successful practice of their own. Mr. Jain takes keen interest in the field of social welfare and education. He holds prominent positions in NGOs and educational institutions including Khadki education society, T.J College of Arts, Science & Commerce, Niramaya Trust, Apang Kalyankari Sanstha. He also represents various government bodies like municipal corporations as special counsel.



**Ms. Krupa R. Gandhi** - Independent and Non-executive Director - Ms. Krupa R. Gandhi is a Commerce Graduate from Bombay University, a Fellow member of Institute of Chartered Accountants of India and is holding certificate of practice. She is a partner in M/s. Bansi S. Mehta & Co., Chartered Accountants from last 23 years and specialized in Corporate Advisory & Litigation Services in Direct Tax and Tax Audits.



**Mr. K. S. Thar - Independent and Non-executive Director** - A practising Chartered Accountant, Mr. K.S. Thar is a Fellow of the Institute of Chartered Accountants of India, having experience of more than 30 years. Mr. Thar is a commerce graduate and a rank holder in the Inter as well as Final CA examination. His core areas are audit, corporate laws and accounting standards.



**Mr. Suresh Sodani - Managing Director** - Mr. Suresh Sodani is a Commerce Graduate, a Chartered Accountant & a Cost & Management Accountant by qualifications with over three decade of experience in the field of Finance, Accounts, IT, Logistic, Strategic Planning & Policy Formulation and Corporate Governance. Before joining Century Enka, he was in leadership role as Cluster Manufacturing Head for Vilayat and Karvar Units of Chlor-Alkali business of Grasim Industries.



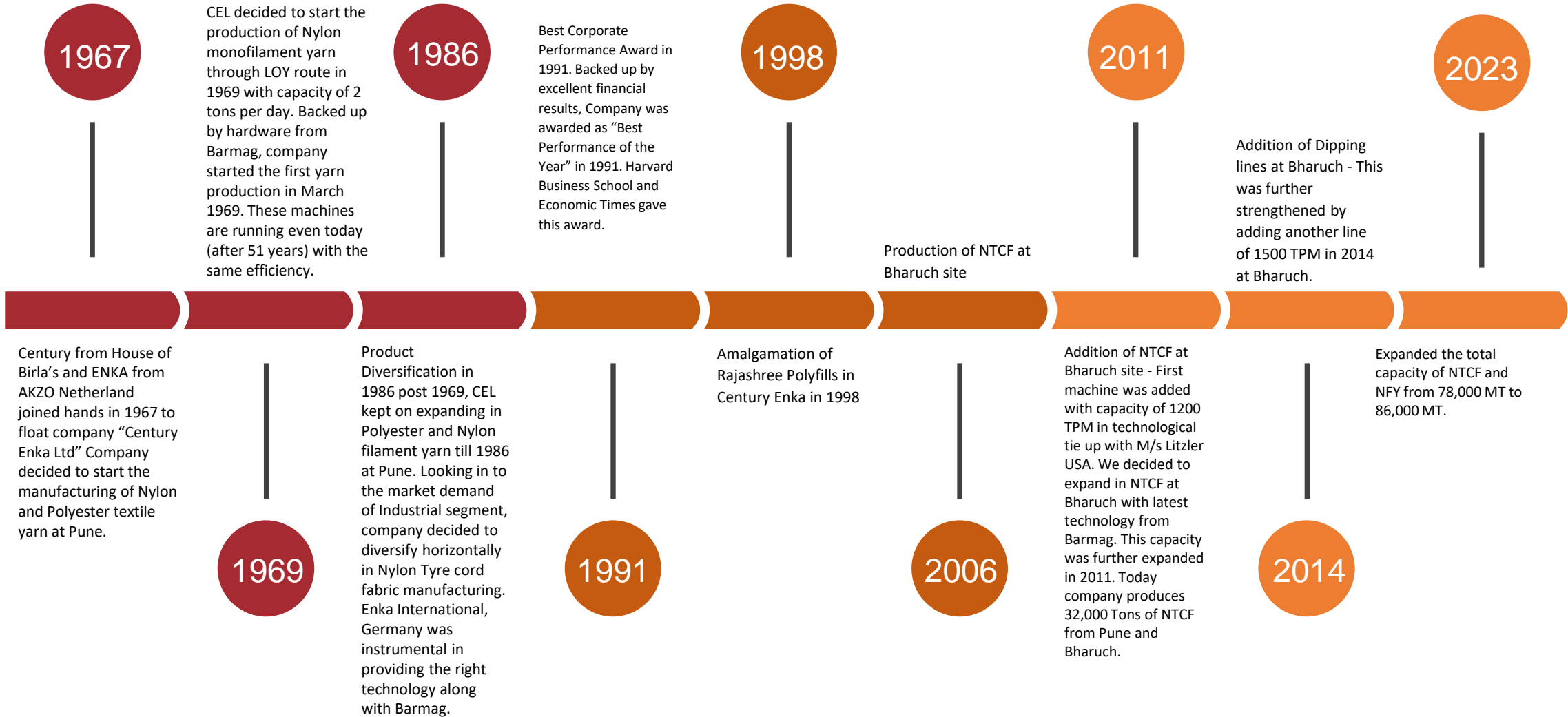
**Mr. Rahul Dubey - Company Secretary** - Mr. Rahul Dubey holds a Master Degree (MSc) in Agrochemicals from G. B. Pant University of Agriculture & Technology, Pantnagar; a Law Graduate from University of Delhi and a Fellow member of Institute of Company Secretary of India with over two decades of experience in the domain Company Secretarial & Compliance work, Public Issue, Preferential issue, Acquisition. Prior to joining Century Enka, was a Company Secretary of JSW Cement Limited.



**Mr. Krishnagopal Ladsaria - Chief Financial officer** - Krishnagopal Ladsaria is a qualified Chartered accountant and a finance professional with over two decades of experience spanning the entire gamut of financial operations including public reporting, investor relations, treasury and banking, etc. Mr. Ladsaria was involved with organisations including A.F.Ferguson, India Rayon and Industries Ltd (now Aditya Birla Nuvo), Grasim industries Ltd and Hindalco handling audit and corporate finance.



# Key Milestones



# Awards and Accolades



Mr. Pannalal Soni (DGM - Safety Health and Environment) at Rajashree Polyfil (A Div of Century Enka Ltd.) is awarded with Gujarat State Safety Man of the Year 2017 by Directorate Industrial Safety & Health and Gujarat Safety Council.



1st Prize MEDA Energy Conservation Award for Century Enka- 2018



1st Prize MEDA Energy Conservation Award for Century Enka- 2018



National Safety Award 2017 by National Safety Council of India among Group – E of Manufacturing Sector



NABL  
ACCREDITED LABORATORY



2-IAO-QMC-01001



ICC Water Award for Century Enka - 2022



# Manufacturing Facilities

Century Enka has its manufacturing facilities at Pune & Bharuch which are ISO 9001:2015 certified.

Century Enka uses state-of-the-art technology to manufacture products that meet stringent quality standards.

**Total Capacity**  
**~86,000**  
**MTPA**







# Product Overview



# Nylon Filament Yarn

- Nylon filament yarn is a long continuous lustrous fibre, extensively used to produce a comprehensive range of textile fabrics such as sarees, draperies, furnishings and upholstery, sports-wear, mosquito nets and also for embroidery.
- Its properties make it the preferred choice over natural yarn options, such as cotton, silk and wool.
- Century Enka’s superior product engineering ensures durability, softness and effective moisture management which makes nylon filament yarn most apt for new generation intimate fabrics and garments.

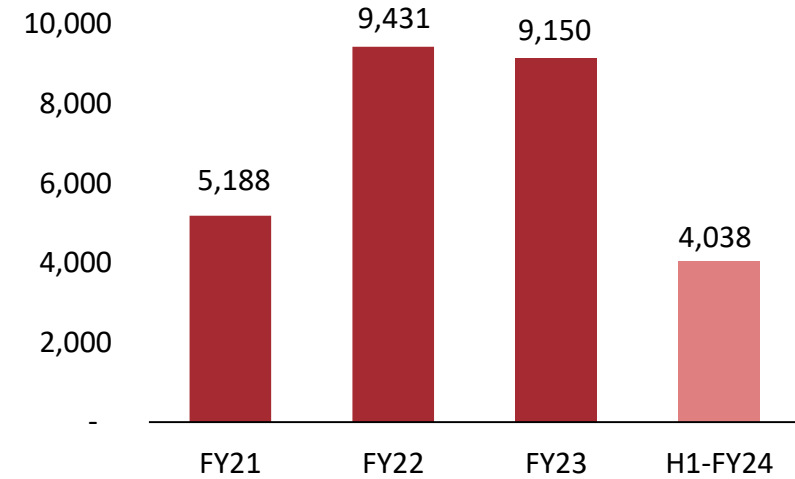
## Usage of nylon filament yarn for different applications

- **Ethnic/ Active/Work wear** - Accentuates the trend of wearing comfortable, carefree clothing that is fashionable. Offers high resistance towards wear and tear, good moisture absorption properties, soft feel and cost effectiveness.
- **Technical textiles / Industrial packaging** - It comprises textile products manufactured where functionality is the primary criterion. Results in increased durability and sustainable high-end fabric with high abrasion resistance properties.
- **Eco- green** –These products are made by recycling yarn and polymer waste created during production. Additionally, production of dope-dyed yarns further helps in saving water and reducing dyeing related pollution.
- **Nylon blends** - Blending allows us to achieve desired effects by incorporating the properties and characteristics of various yarns into a single fabric. Combining nylon filament yarns with other yarns helps increase the strength and stretch of the fabric.

## Features

- 10 times more moisture absorption than polyester
- Excellent softness and mild touch making it skin friendly
- High Tensile Strength give durability
- Good air-permeability
- Prevents mildew and fungi
- Lightweight with exceptional strength
- Wrinkle and shrinkage-resistant
- Easy to wash, fast drying
- Easy dyeability and bright colours
- Excellent lustre and drape
- Elasticity gives stretch and fit to body

## NFY Revenues (INR Mn)



# Product Categories - Nylon Filament Yarn

- **Nylon Mono Filament** - Nylon Mono filament yarn are defined as a single strand of untwisted continuous fiber and is available in bright, semi and full dull luster through different routes of production. These multi-functional yarns are designed for varied weaving applications.
- **Nylon Mother Yarn** - Mother yarn is a multifilament drawn yarn which is further converted into mono filament yarn by splitting the ends at spinning process. Their area of application is in sarees, dresses, drapes, mosquito nets. It also finds use in the automobile sector and in the manufacture of sports shoes.

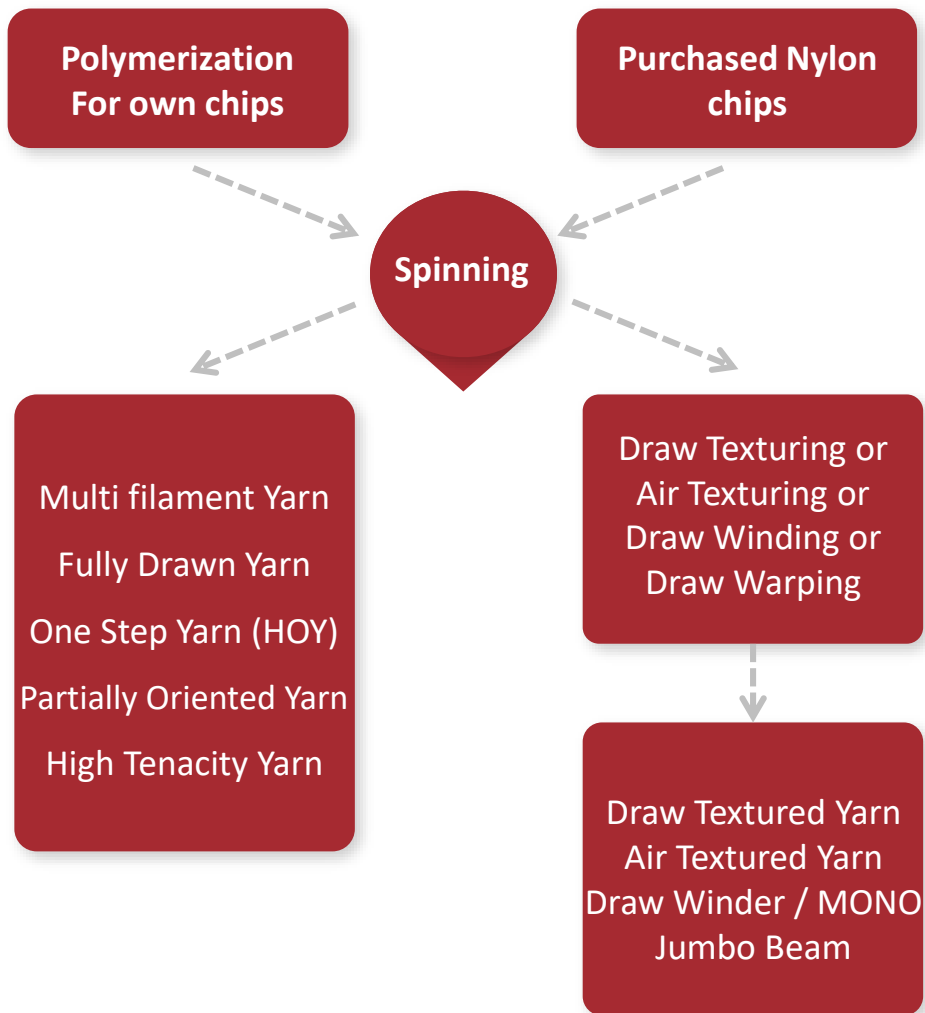
## Multifilament Yarns

- **FDY - Fully Drawn Yarn** - Fully drawn nylon filament yarn is produced at higher speeds along with intermediate drawing integrated at spinning. This enhances the stabilization of polymer through orientation and crystallization, a primary factor that contributes to strengthening the nylon filament yarn.
- **POY - Partially Oriented Yarn** - Partially oriented nylon filament yarn is commonly known as POY. It is the first form of yarn made directly from melt spinning process and finds various downstream applications such as ATY, DTY and draw warping.
- **HOY – High Oriented Yarn** - High oriented nylon filament yarn, commonly known as HOY, is similar to POY except that it is produced through the high speed spinning process to create stabilization and crystallization without the drawing process.
- **DTY - Drawn Textured Yarn** - Drawn textured nylon yarn is made from POY through texturing process, i.e. simultaneously twisted and drawn. DTY yarn is a continuous filament yarn that has been processed to introduce durable crimps, twists, interlaces, loops or other fine distortions along the length of the filament.
- **ATY – Air Textured Yarn** - ATY is obtained when POY is drawn and texturized through air stream in a chamber. ATY is also called spun-like yarn, owing to the hairy feeling like natural yarn.
- **Draw Winder** - DW nylon filament yarn is a flat yarn obtained when POY is drawn, stretched and intermingled on draw winder or draw twisting m/cs.
- **Jumbo Beam** - Jumbo beam group of POY yarns are drawn, intermingled and wound on beams for specified ends. These multi-functional nylon filament yarns are designed for a variety of weaving applications
- **TOW** - It is a continuous synthetic filament strand collected in a loose rope-like form. It is cut to make small fibers for final usage in the flocking process.



# Manufacturing Process - Nylon Filament Yarn

## NFY Flow Chart



### Process for Textile Yarn

**POY:-** The chips (stored in hopper) are melted in extruder consisting of different heating zones and fed to the spinning pump. The polymer is filtered and spun through the spinneret. These filaments are then cooled down by quench air. The cooled yarn passes through finish oil application system. Then the yarn is wound on to PT in T/up.

**FDY:-** The process is same up to oil application in spinning. After Yarn comes in T/up & it goes through heated godets, the yarn is drawn and at same time is heat set. Then the yarn is wound on to PT.

**MOTHER YARN:-** It is fundamentally FDY yarn, with a specialty i.e. all the filaments of this yarn are separated and wound individually on metallic cops resulting into production of MONO Filament yarn.

**DRAW TEXTURIZING:-** Supply yarn is POY in this process, it is simultaneous drawn, false twisted through friction discs & heat set. Stretched and bulked yarns are produced by this process. It is used directly in weaving.

**AIR TEXTURIZING:-** Here, yarn is fed through the turbulent region of an air jet at a rate faster than it is drawn off on the other side of the jet. Yarn is Drawn & Air Textured. Processed Yarn is wound on paper tubes & send to market.

**DRAW WINDER:-** POY has high elongation as compared to FDY. In Draw winder, we draw the yarn between godet / Feed rolls. Each yarn end has its own cold godets.

**DRAW WARPING:-** The feed for this process is POY. Here, a definite number of POY spools are taken. All the ends of POY are passed through a stretching unit & drawing of the yarn takes place simultaneously. The drawn yarn is then wound on Beams.



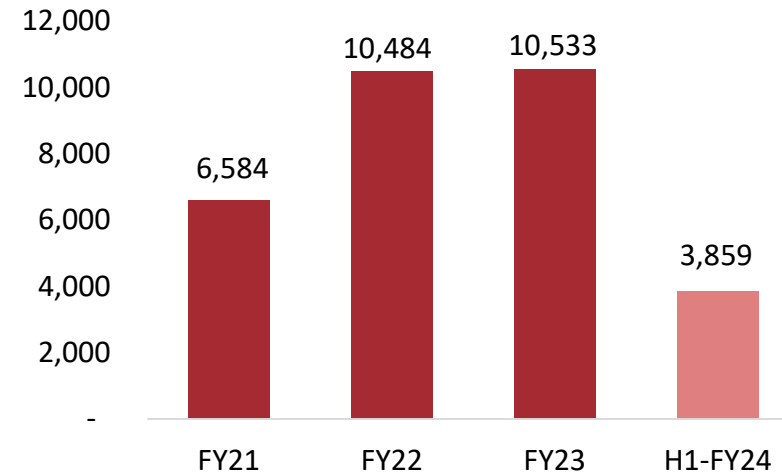
# Nylon Tyre Cord Fabric

- Century Enka provides high quality Nylon tyre cord fabrics for reinforcement of tyres which are used in motor cycles, scooters, light commercial vehicles (LMVs), heavy commercial vehicles (HCVs) and off the road (OTR).
- They provide shape to the tyres and support the weight of the vehicle. They are designed to keep tyres running longer and have significant effect on the performance of the tyres.

## Sub - Products

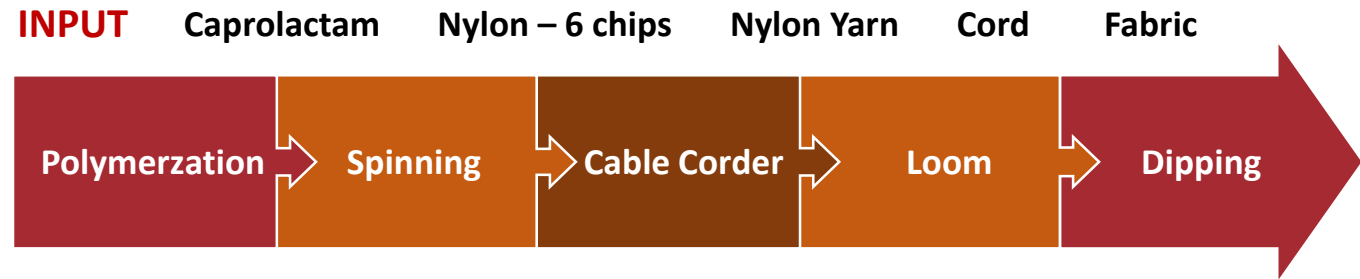
- **Yarn** - Dried chips are fed into a melt spinning machines. The molten polymer is filtered to form yarn of different linear density as per specifications. Fibres of different length and thickness are made by drawing them out at different speeds.
- The filaments are coated with water & oil to ensure dimensional stability, then they are air quenched and solidified, offering outstanding tensile strength and low shrinkage under heated conditions, as well as high elasticity.
- **Greige Fabric** - Cord material is taken into the warp and interlaced with cotton or poly-cotton weft to produce reinforcing material for a wide variety of uses.
- **Dipped Fabric** - Greige fabric is impregnated with an RFL (Resorcinol - Formaldehyde - Latex) solution. The dipped fabric is hot stretched to reduce the effect of thermal shrinkage in a process known as heat setting. It is passed through different ovens to create adhesion with rubber, thus imparting dimensional stability.

**NTCF Revenues (INR Mn)**



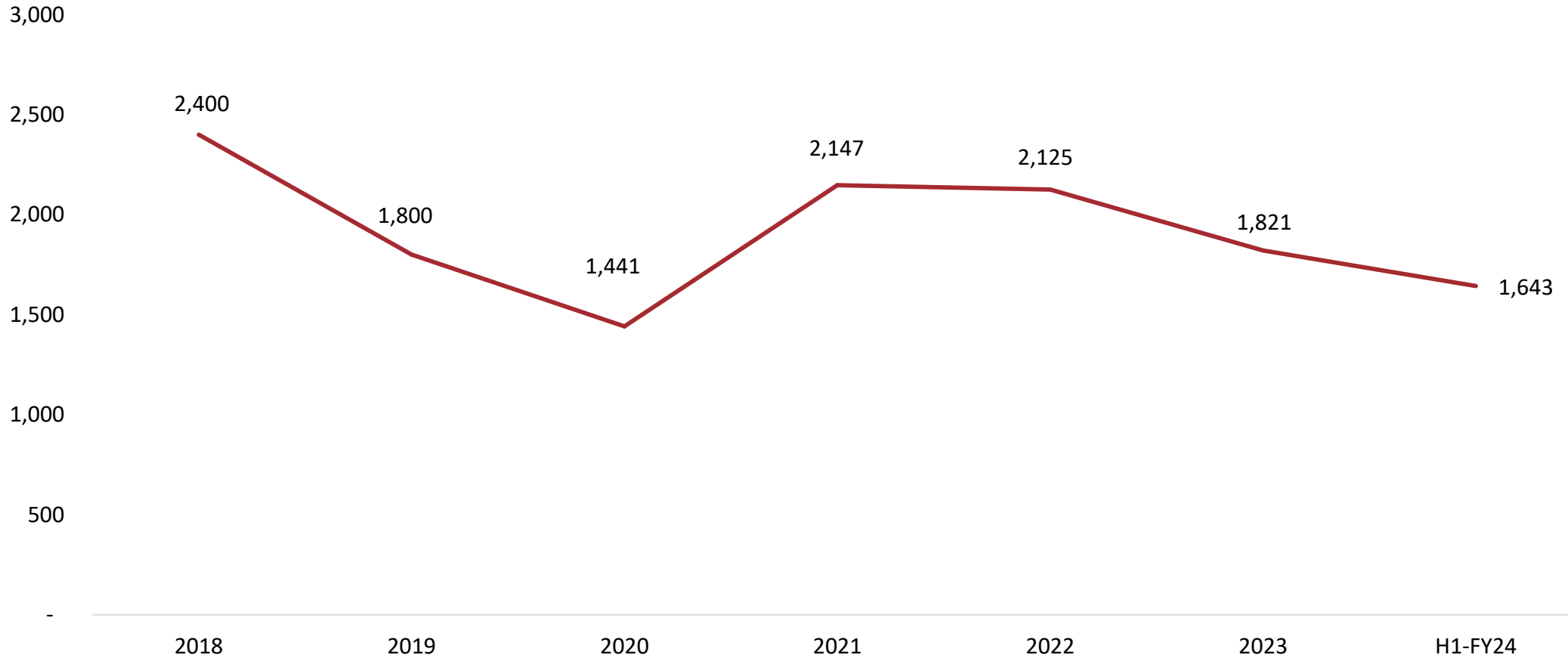
# Manufacturing Process - Nylon Tyre Cord Fabric

- **Polymerization** is a chemical process of reacting monomer molecules together in a chemical reaction to form a polymer chain. Nylon 6 is made by polymerization of caprolactam in presence of water and inert medium at high temperature.
- **Industrial yarn spinning** is the process in which dried polyamide 6 chips are melted and molten polymer is passed through fine holes of spinnerets with specific pressure & temperature condition to form fine continuous filaments.
- **Twisting machines** are used in conversion of nylon 6 yarn into cord by ply and cable twisting. This nylon cord is further processed on weaving machine to produce nylon tyre cord fabric, which in greige/ dipped form is supplied to tyre companies.
- **Loom** is used to produce fabric by interlacement of warp and weft cord /yarn. This is characterized as weaving process. Warp material (nylon cord) is fed to loom through loom creel and condenser board so that uniform tension across the fabric width is maintained.
- **The dipping process** for tyre cord fabric is done to impart an adhesive coating on the surface of cord and to expose the cord to a temperature near the melting point of the fibre and stretching it at that temperature to achieve desired physical properties.



# Caprolactam Price Trends

Caprolactam Price (USD/MT)








# Industry & Strategic Overview

# Industry Overview



- The Global Synthetic Yarns Market size is projected to grow at a CAGR of 7.39% during the over the period of 2021-25 with an estimated value of USD 85.07 billion. This growth can be attributed to the increasing demand for automotive products and clothing items in emerging economies such as India and China coupled with innovations in textile technology.
- Textiles industries contribute 5% to India's GDP, 7% to India's industrial production and 12% to country's export and employs more than 18 million people directly and more than 20 million people indirectly.

## Growth Factors For Global Synthetic Yarns Market

- The demand for synthetic yarns is increasing due to their wide range of applications. The properties such as ultra-lightweight fabrics and heat dissipation capacity are making this material more popular in the market. Other properties like thermal insulation, manufacturing fabric, and many others is leading significant growth of global market size.
- The use of synthetic yarns in automobiles has increased as it provides various benefits such as high strength, durability, and resistance to abrasion. These features help the manufacturers to meet their specific requirements and at the same time achieve cost-effectiveness. This is one of the main factors which contributes towards higher consumption of synthetic yarns by these industries globally.
- The synthetic yarn has several advantages over other traditional fibers like natural, silk, and cotton which are used to produce clothing items. These fabrics are often lightweight, thermostable (they don't burn), easy-to-care (machine wash/dry), and easily available at an affordable price point.
- NTCF is used as reinforcement material in Bias/Cross ply tyres, which are primarily used in truck, bus, two - three wheelers, and off-the-road (OTR) vehicles used for mining, forestry, farming, heavy earth moving.
- Some of the structural changes and favourable macros revitalised the tyre industry. Demand for Bias Tyres improved because of the following reasons:
  - a) Tyre imports brought under restricted category resulting in steep drop in tyre imports
  - b) Anti-dumping duty on Truck and Bus Radials (TBR) Tyre imports from China resulted in Medium and Heavy Commercial Vehicle (MHCV) category cheap Radial Tyres getting replaced by domestic Bias Tyres.
  - c) Good monsoon, pro-farm Government policies prompted bumper demand in tractor (farm) tyres.
  - d) Lower interest rates and infrastructure push helped in revival of demand for commercial vehicles and OTR vehicles After the nationwide lockdown was lifted, tyre demand initially from the replacement market and later on from both Original Equipment Manufacturer (OEM) and the replacement market, led to sharp revival in NTCF demand. Lower imports due to shipping disturbances and revival in local demand in China also boosted NTCF demand in India.
  - e) Significant jump in export of tyres.

# Strategic Overview



## VISION

We aspire to be a leading and reliable organization in the business of tyre reinforcement and man-made textile yarn.



## MISSION

We aim to provide innovative, cost-effective and sustainable solutions, while following fair commercial practices. By implementing total quality management, we ensure complete customer and stakeholder satisfaction.

### Recent Strategic Initiatives


- The Company through in-house re-engineering, has converted one of the idle polyester POY machine into High tenacity Nylon Yarn Machine.
- The Company has approved the capital investment of around INR 309 Crs to strengthen its competitive position in tyre reinforcement market through modernization of plant and augmenting capacity by ~30% and INR 23 Crs to increase the capacity of draw texturized yarn and mother yarn.
- The Company is also making efforts to develop export market for Nylon Filament Yarn (NFY) made from Green Polymer.

### Other Initiatives

- Effluent treatment
- Investments in renewable energy generation equipment
- Usage of modern machinery at facilities
- Continuously engaging with all stakeholders
- Cost optimization
- Improved product quality
- Zero water discharge
- Carbon emissions reduced
- Recycling nylon waste to convert into Caprolactam
- Installation of solar power panels and LEDs
- Installation of briquette-based boiler for steam generation
- Installation of ultrasonic humidifier



# CAPEX Update



- Cash outflow of Rs. 847 million in H1-FY24 on ongoing Capex programmes
- Polyester Tyre Cord Fabric (PTCF) capacities are expected to be commissioned in Q4-FY24
- Expansion in NFY capacity is expected to be completed by Q4-FY24
- Dipping project commissioned in Q2-FY24
- 10.5 MW (Wind + Solar Hybrid) power project executed under Group captive policy of Gujarat has commissioned in July 2023



# Financial Overview

# Consolidated Income Statement

PARTICULARS (INR Mn)	FY21	FY22	FY23	H1-FY24
<b>Operational Revenue</b>	<b>12,228</b>	<b>20,978</b>	<b>20,721</b>	<b>8,249</b>
Total Expenses	11,025	18,335	19,297	7,941
<b>EBITDA</b>	<b>1,203</b>	<b>2,643</b>	<b>1,424</b>	<b>308</b>
<b>EBITDA Margins (%)</b>	<b>9.84%</b>	<b>12.60%</b>	<b>6.87%</b>	<b>3.73%</b>
Other Income	220	206	190	205
Depreciation	409	396	412	245
Finance Cost	15	12	24	25
Share in profit / loss of associate	-	-	(1)	-
Exceptional Items	(82)	-	-	(4)
<b>PBT</b>	<b>917</b>	<b>2,441</b>	<b>1,177</b>	<b>238</b>
Tax	208	599	274	61
<b>PAT</b>	<b>709</b>	<b>1,842</b>	<b>903</b>	<b>178</b>
<b>PAT Margins (%)</b>	<b>5.80%</b>	<b>8.78%</b>	<b>4.36%</b>	<b>2.16%</b>
Other Comprehensive Income	107	(49)	26	54
<b>Total Comprehensive Income</b>	<b>816</b>	<b>1,793</b>	<b>929</b>	<b>232</b>
Basic/Diluted EPS (INR)	32.46	84.28	41.34	8.15



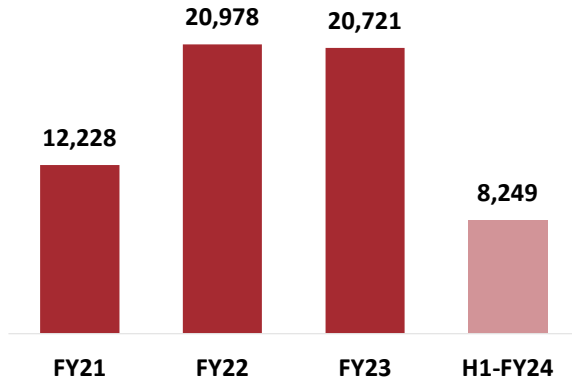
# Consolidated Balance Sheet

PARTICULARS (INR MN)	FY22	FY23	H1-FY24
<b>ASSETS</b>			
<b>Non-current Assets</b>	<b>5,968</b>	<b>8,022</b>	<b>8,471</b>
(A) Property, Plant & Equipment	4,669	6,370	7,153
(B) Capital Work In Progress	683	1,062	846
(C) Right Of Use Assets	72	69	67
(D) Intangible Assets	21	9	4
(E) Financial Assets			
(i) Investments	260	371	267
(ii) Others	23	24	23
(F) Other Non Current Assets	240	117	111
<b>Assets Held for Sale</b>	<b>90</b>	<b>-</b>	<b>-</b>
<b>Current Assets</b>	<b>9,167</b>	<b>8,204</b>	<b>7,539</b>
Inventories	3,080	2,434	3,013
<b>Financial Assets</b>			
(a) Investments	2,338	3,068	2,517
(b) Trade Receivable	2,393	2,170	1,332
(c) Cash And Cash Equivalent	56	27	17
(d) Other Bank Balances	665	133	31
(e) Others	37	38	88
Current Tax Assets Net	-	-	
Other Current Assets	598	334	541
<b>GRAND TOTAL – ASSETS</b>	<b>15,226</b>	<b>16,226</b>	<b>16,010</b>

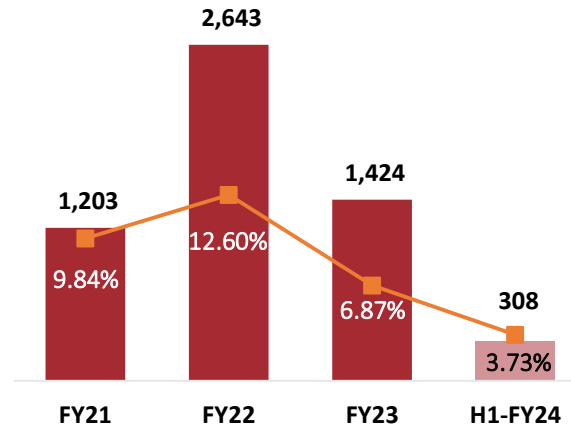
PARTICULARS (INR MN)	FY22	FY23	H1-FY24
<b>EQUITY &amp; LIABILITIES</b>			
<b>Equity</b>	<b>12,507</b>	<b>13,217</b>	<b>13,230</b>
(A) Share Capital	219	219	219
(B) Other Equity	12,288	12,998	13,011
<b>Non-current Liabilities</b>	<b>999</b>	<b>1,498</b>	<b>1,516</b>
<b>Financial Liabilities:</b>			
(a) Borrowings	62	487	487
(b) Lease Liabilities	41	35	32
(c) Others	24	25	26
Provisions	113	135	123
Deferred Tax Liabilities (Net)	732	721	734
Other Non Current Liabilities	27	95	114
<b>Current Liabilities</b>	<b>1,720</b>	<b>1,511</b>	<b>1,264</b>
<b>Financial Liabilities:</b>			
(a) Borrowings	42	151	150
(b) Trade Payables:			
Total OS to Micro and Small Ent	64	67	43
Total OS to creditors	1,141	1,010	782
(c) Lease Liabilities	5	5	6
(d) Others	338	138	128
Other Current Liabilities	92	105	115
Provisions	25	32	37
Current Tax Liabilities	13	3	3
<b>GRAND TOTAL - EQUITIES &amp; LIABILITES</b>	<b>15,226</b>	<b>16,226</b>	<b>16,010</b>

# Financial Performance

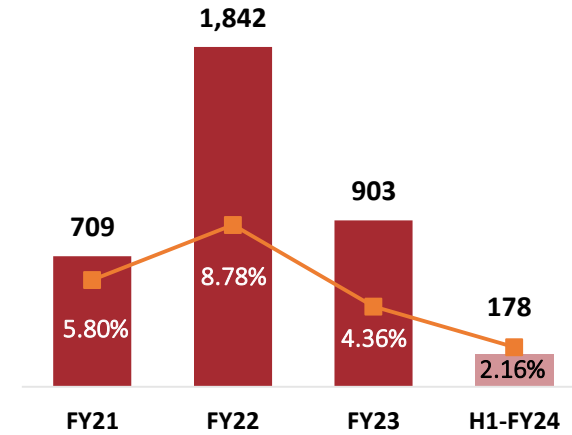
Operational Income (INR Mn)



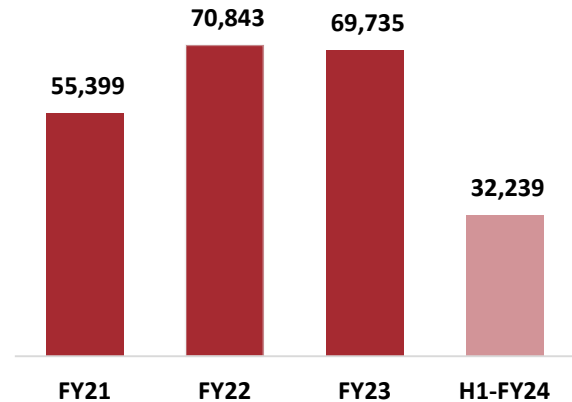
EBITDA (INR Mn) & EBITDA Margins (%)



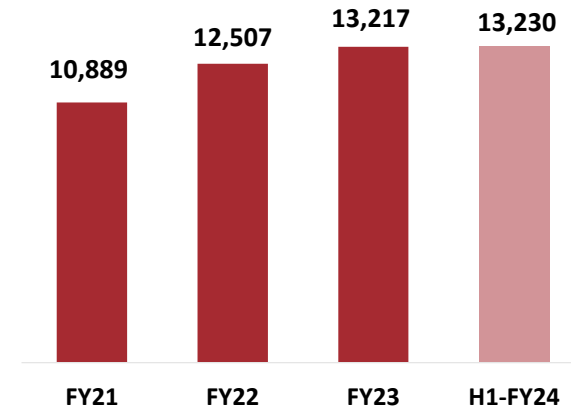
PAT (INR Mn) and PAT Margins (%)



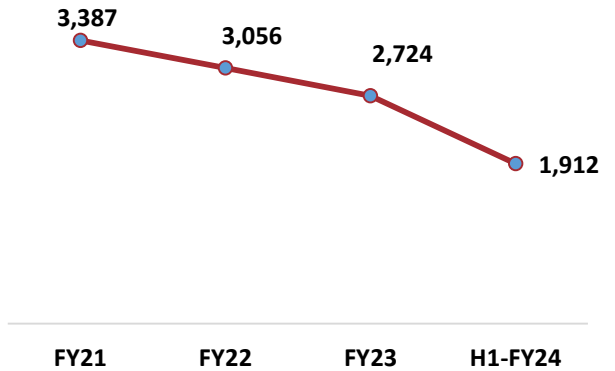
Sales Volume (MT)



Net Worth (INR Mn)

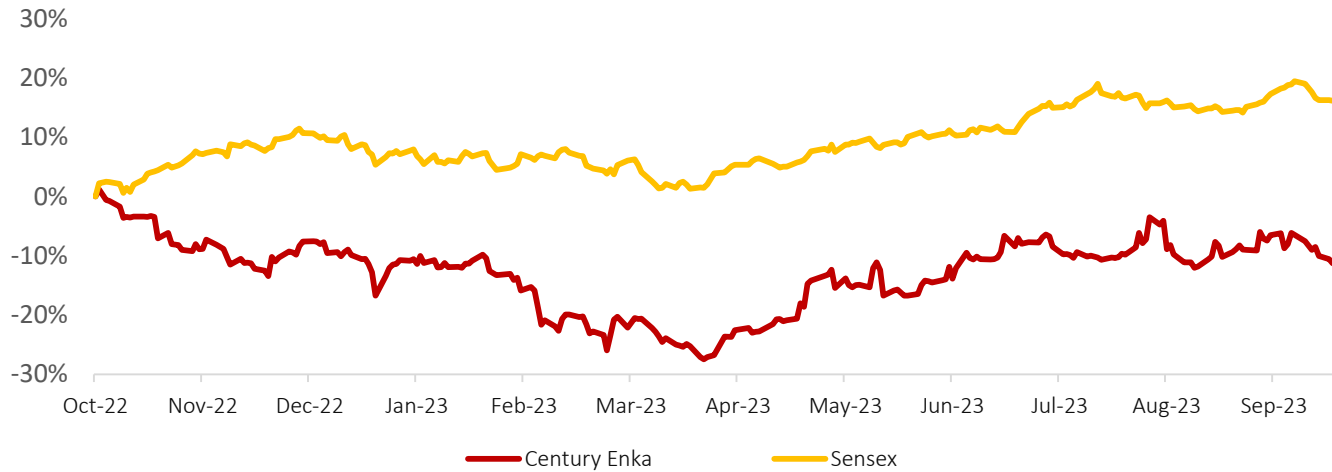


Net Surplus Cash on Balance Sheet (INR Mn)

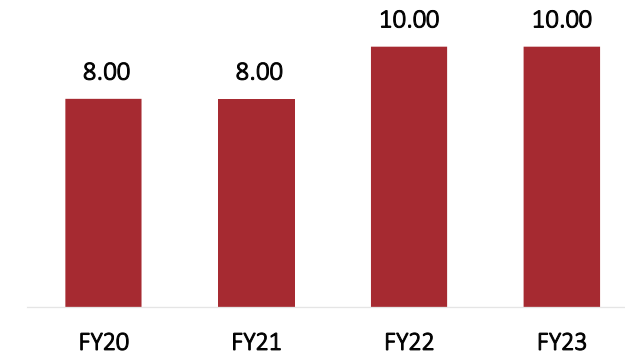


# Capital Market Information

### Share Price Performance

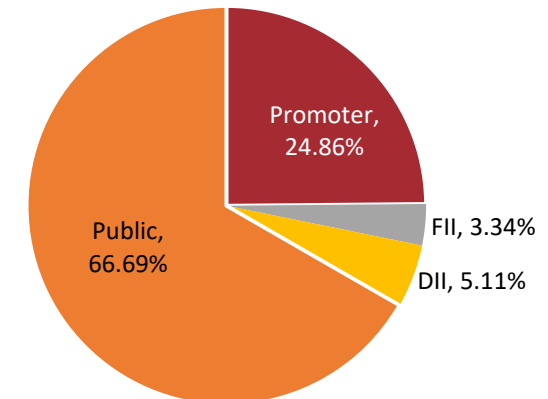


### Dividend (INR/share)




Price Data (As on 30 <sup>th</sup> September 2023)	INR
Face Value	10
CMP	418.60
52 Week H/L	486.35/340.00
Market Cap (INR Mn)	9,146.66
No. of Share outstanding (Mn)	21.85
1 Year Avg. Trading Volume ('000)	48.78

### Shareholding Pattern (As on 30<sup>th</sup> September 2023)





# Disclaimer



No representation or warranty, express or implied, is made as to, and no reliance should be placed on, the fairness, accuracy, completeness or correctness of the information or opinions contained in this presentation. Such information and opinions are in all events not current after the date of this presentation. Certain statements made in this presentation may not be based on historical information or facts and may be "forward looking statements" based on the currently held beliefs and assumptions of the management of **Century Enka Ltd.**, which are expressed in good faith and in their opinion reasonable, including those relating to the Company's general business plans and strategy, its future financial condition and growth prospects and future developments in its industry and its competitive and regulatory environment.

Forward-looking statements involve known and unknown risks, uncertainties and other factors, which may cause the actual results, financial condition, performance or achievements of the Company or industry results to differ materially from the results, financial condition, performance or achievements expressed or implied by such forward-looking statements, including future changes or developments in the Company's business, its competitive environment and political, economic, legal and social conditions. Further, past performance is not necessarily indicative of future results. Given these risks, uncertainties and other factors, viewers of this presentation are cautioned not to place undue reliance on these forward-looking statements. The Company disclaims any obligation to update these forward-looking statements to reflect future events or developments.

This presentation is for general information purposes only, without regard to any specific objectives, financial situations or informational needs of any particular person. This presentation does not constitute an offer or invitation to purchase or subscribe for any securities in any jurisdiction, including the United States. No part of it should form the basis of or be relied upon in connection with any investment decision or any contract or commitment to purchase or subscribe for any securities. None of our securities may be offered or sold in the United States, without registration under the U.S. Securities Act of 1933, as amended, or pursuant to an exemption from registration there from.

This presentation is confidential and may not be copied or disseminated, in whole or in part, and in any manner.

## **Valorem Advisors Disclaimer:**

Valorem Advisors is an Independent Investor Relations Management Service company. This Presentation has been prepared by Valorem Advisors based on information and data which the Company considers reliable, but Valorem Advisors and the Company makes no representation or warranty, express or implied, whatsoever, and no reliance shall be placed on, the truth, accuracy, completeness, fairness and reasonableness of the contents of this Presentation. This Presentation may not be all inclusive and may not contain all of the information that you may consider material. Any liability in respect of the contents of, or any omission from, this Presentation is expressly excluded. Valorem Advisors also hereby certifies that the directors or employees of Valorem Advisors do not own any stock in personal or company capacity of the Company under review.

For further information please contact our Investor Relations Representatives:



Valorem Advisors  
Mr. Anuj Sonpal, CEO  
Tel: +91-22-49039500  
Email: [enka@valoremadvisors.com](mailto:enka@valoremadvisors.com)



**Thank You**